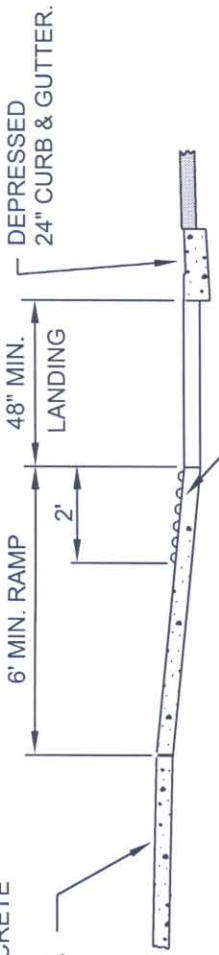
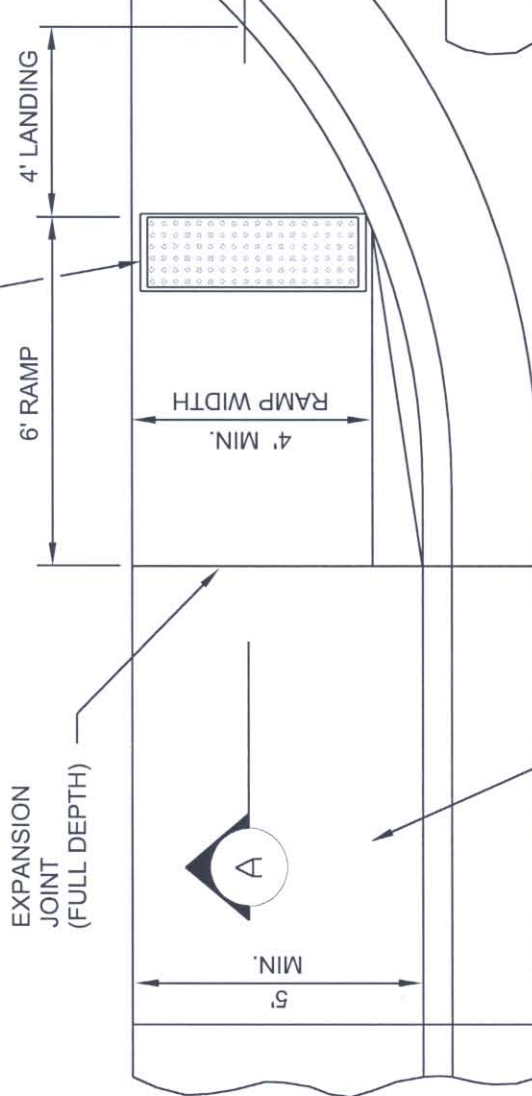


CEMENT CONCRETE SIDEWALK SEE CITY STD. SIDEWALK DETAIL.



**SECTION A**

2' DETECTABLE WARNING PRE-CAST TILES. COLOR-RED. (TRUNCATED DOMES)



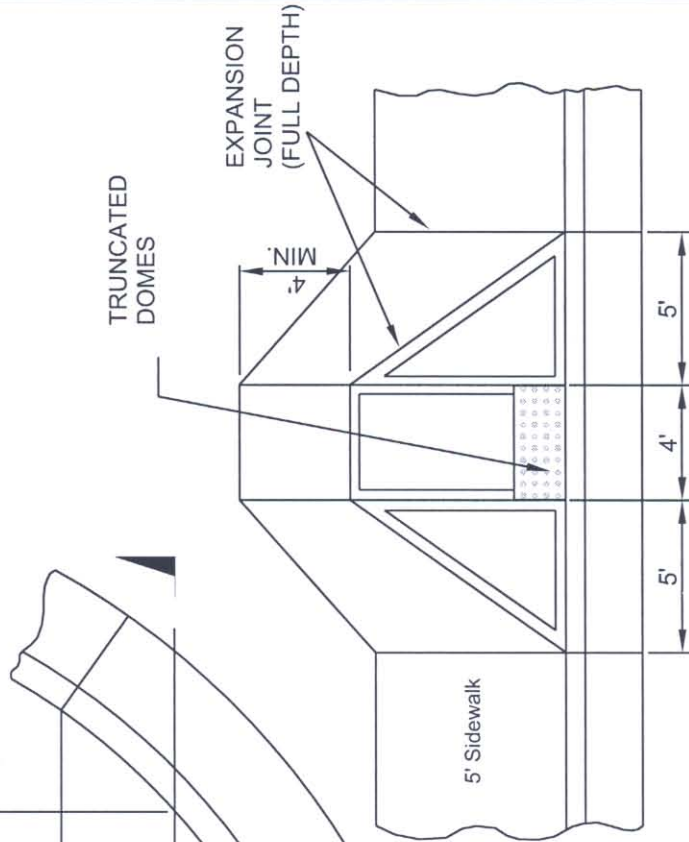
SEE CITY STANDARD PLAN FOR CONCRETE SIDEWALK.

**SIDEWALK END RAMP**

NOT TO SCALE

**NOTES:**

1. CONCRETE SHALL BE CLASS 3000 AIR ENTRAINED. CONC. SHALL BE BROOMED FINISH W/ TOOLED EDGES.
2. RAMP SLOPES SHALL NOT BE STEEPER THAN 12H:1V.
3. AVOID PLACING DRAINAGE STRUCTURES, JUNCTION BOXES OR OTHER OBSTRUCTIONS.
4. DETECTABLE WARNING SURFACES SHALL BE PRE-CAST SYSTEM BY ARMOR-TILE. BY ENGINEERED PLASTICS INC. (WWW.ARMOR-TILE.COM) OR APPROVED EQUAL. COLOR OF DOME PANELS SHALL BE RED.
5. CURB SHALL BE PLACED SEPARATELY FROM RAMP. MONOLITHIC PLACEMENT OF OF CURB AND RAMP IS NOT ALLOWED.



SEE WSDOT STANDARD PLAN F-3B SIDEWALK RAMP -TYPE 2B FOR ACCESS RAMP WITH NO BACK LANDING.

STANDARD PLANS STR 05  
**ACCESS RAMP- SIDEWALK END**  
 Approved: *Douglas Jefferson*  
 Director of Public Works/City Engineer



Revision: MAY 2005 Not To Scale By: L.C.

**ACCESS RAMP**  
 NOT TO SCALE