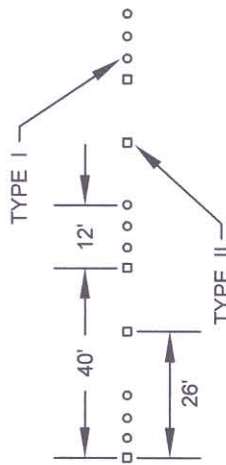


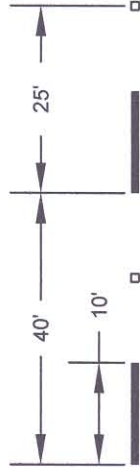
DOUBLE YELLOW CENTER STRIPE



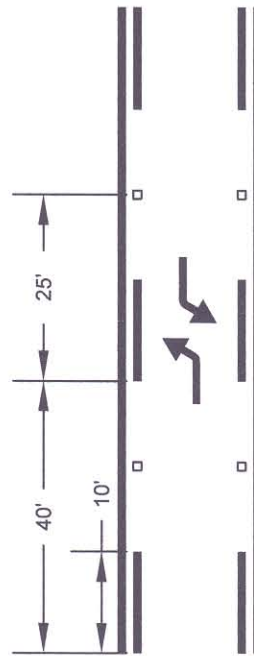
LANE LINE DETAIL
N.T.S.




MEDIAN PATTERN



CENTER LANE SKIP PATTERN



TWO-WAY LEFT TURN LANE
N.T.S.



DUAL STRIPE DETAIL
N.T.S.

NOTES:

1. Match existing pavement markings.
2. Paint line shall be 4" wide and shall be WSDOT approved. Surface shall be glass bead finished.
3. Type 1 marker shall be WSDOT approved Type 1.
4. Type 2 markers shall be Type 2 round shoulder ABS housing with optic grade methyl methacrylate acrylic (MMA) face and 3.25 sq. in. in size.

	STANDARD PLANS	STR 021
	LANE MARKING DETAIL Approved: <i>Douglas Jefferson</i> Director of Public Works/City Engineer	
Revision: JUNE 2005	Not To Scale	By: L.C.